

# OLC WEEKLY LEARNING PLAN (FS1)





**Week 1**  
**This week we will be focusing on the life cycle of a frog.**  
**In RE, we will be focusing on special celebration.**




*This Weekly Learning Plan shares the learning that will be taking place this week and helps you to complete it during your time at home. Each day has a variety of lessons to ensure you access the whole curriculum while at home. You will find that there may be some slides to read / share with a grown up or a video to watch. There will also be some activities to complete.*

<b>Teachers:</b>	Mrs Sandhu-White Miss Doyle (Whole Day) Miss Moir (AM) Mrs Shamila (Whole Day)	<b>Year:</b>	FS1	<b>Date:</b>	WB:1 <sup>st</sup> June 2026
<b>TLSAs:</b>					
<b>Student TLSA:</b>					

	MONDAY	TUESDAY	WEDNESDAY	THURSDAY	FRIDAY
8.45 – 9.00am	Hang up coats, morning prayer, registration, dinner choices. Zones of regulation register. Wake up shake up.				
9.00am – 9.15am	Daily Worship Gospel	Daily Worship Meditation Prayers	Daily Worship To live as Jesus taught us	Daily Worship Song of Praise	Daily Worship Song of Praise
 9.15am – 9.30am Focus group work. 9.30am – 10.00 Continuous Provision.	<b>Communication Language &amp; Speaking and Listening</b> <b>Text: <a href="#">Growing Frogs</a></b>   LO: To use a wide range of vocabulary.	<b>Expressive Arts &amp; Design</b> LO: To explore different materials.	<b>Well-being Wednesday</b> <b>Jigsaw</b> <b>My Body</b>  Lesson 2: Jigsaw Piece 2 (Respecting My Body)  LO: To tell you some things I can do and some food I can eat to be healthy.	<b>RE</b> Special Celebrations  BIG QUESTION: -How do you celebrate with your family?	<b>PE- Get Set for PE (planning online)</b>   LO: To move around safely in space.  Lesson 1

OLC WEEKLY LEARNING PLAN (FS1)

	<p><b>Activity:</b></p> <p>What do we know about frogs?</p> <p>Create a class fact sheet.</p> <p><u>Rising 3's</u></p> <p>Colour in/draw a frog-what colour could it be? How many legs does it have?</p>	<p><b>Activity:</b></p> <p>To make paper plate frogs</p>  <p>Children to decide on which mask they would like to make.</p>	<p><b>Activity:</b></p> <p>Sit down in a circle. Put your hands on your chest and what do you notice? (After movement, children's hearts will be beating faster.) Is this good for your body? We have to do lots of things that are good for our bodies and make us feel good. Can you think of any? Children could mime different sporting activities for others to guess.</p> <p>Questions: What is good for your body? What makes you happy? What is Jigsaw Jenie's favourite activity to keep healthy? What is Jigsaw Jerrie Cat's favourite activity?</p> <p><u>Rising 3's.</u></p> <p>Naming body parts activity.</p>	<p><b>Activity:</b></p> <p>Each Sunday people gather in church to celebrate together. Recall some of the things that happen in church on a Sunday. Another reason to gather in Church is to celebrate a wedding. Show photographs or have bridal magazines to talk about the special celebration of a wedding. Explore children's experience of weddings. Videos. Make use of bridal dolls where Available. Adults share their wedding photos.</p> <p><u>Rising 3's</u> <i>As above</i></p>	<p><b>Activity:</b></p> <p><b>Theme:</b> <b>People Who Help Us</b></p>
10.00 – 10.15	Snack time				
10.15 – 10.45	Morning play				
10.45 – 11.15	Maths	Phonics	Maths	Understanding the World Speaking & Listening	Phonics

OLC WEEKLY LEARNING PLAN (FS1)

	LO: To extend and create ABAB patterns – stick, leaf, stick, leaf.	LO: To learn the phoneme ‘p’.	LO: To extend and create ABAB patterns – stick, leaf, stick, leaf.	LO: To understand the four stages of a frog’s life.	LO: To learn the phoneme ‘p’.
	<p><b>Activity:</b>            Show the children the pattern:            stick, leaf, stick, leaf            Say the pattern out loud together as you place the items.            Let the children continue the pattern along the paper strip.            When finished, count how many sticks and leaves they used.            Extend the activity            Ask: “What comes next?”            Try new ABAB patterns:            rock, flower            big leaf, small leaf            clap, stomp</p> <p><i><u>Rising 3’s</u></i>  <i>Shape sorting</i></p>	<p><b>Activity:</b>  <u>Phoneme p</u>            Complete phoneme sheet for p. one to one with an adult.</p>	<p><b>Activity:</b>            how the children the pattern:            stick, leaf, stick, leaf            Say the pattern out loud together as you place the items.            Let the children continue the pattern along the paper strip.            When finished, count how many sticks and leaves they used.            Extend the activity            Ask: “What comes next?”            Try new ABAB patterns:            rock, flower            big leaf, small leaf            clap, stomp</p> <p>Let the children work in pairs to make thier own pattens.  <i><u>Rising 3’s</u></i>  <i>Guess the animal-mystery bag</i></p>	<p><b>Activity:</b>            Lifecycle of a frog            Observe tadpoles use iPads.            Sketch what they can see.</p>	<p><b>Activity:</b>            Let’s hunt for p!            Children to hunt around the nursery to find items which start with the phoneme p. Use magnifying glasses/binoculars etc</p>
	Nursery rhymes and songs				
	Story – Hand washing – Prayers - Lunch				
<b>Afternoon</b>	<b>Continuous provision and independent activities</b>				

Continuation of morning activities and continuous provision.

Maths Area



Children are provided with a green laminated frog, a dice and Green and Speckled Play Dough. The idea is to roll the dice and then make the number of speckles for the frogs tummy that is shown on the dice. Roll the dice again, do we need to add or takeaway any speckles.  
Number sorting activities  
Shape sorting activities

Expressive Art & Design Area.

Cut out or draw pictures of fruit and make a mobile.



Create a healthy food plate, using various materials including pictures from magazines-

independent activity.

Learn and sing Five Little Speckled Frogs

Communication Language & Literacy Area.

Name tracing/writing  
Number tracing/writing  
SATPIN activities  
[SATPIN](#) Handwriting sheets  
Letter matching activities  
Writing board with *s a t p l n* to copy

Understanding the World

Tuff tray life frog



cycle of a

Small World Area

Pirates and ships

Underwater animals/creatures

Outdoor Area

Bikes, trikes, chalk, building using bricks, tyres and crates.  
Chalk boards  
Large foam bricks and crates.  
Large wooden bricks.  
Sand play  
Water play-frog pond



OLC WEEKLY LEARNING PLAN (FS1)

PSED

Selection of pretend food in the role-play to promote discussions  
Pictures of healthy/not so healthy foods to promote discussions (Teachers to find more).  
Children to sort them accordingly

Record responses:  
Talk about effects of exercise on the body during physical activities

Discussions during fruit/snack time of healthy foods that we eat/things we do to be happy.

Finger Gym

play dough- make a creature/shell from the story 'Sharing a Shell'

Shells-can you copy the pattern?

Role Play Area

At the beach:



**Communicating with school**

If you have any queries, please contact the school office. [office@olc.solihull.sch.uk](mailto:office@olc.solihull.sch.uk)