






**Autumn Term-Week 1**


**Welcome, parents! This term, our planning topic is "Me and My Community." We will be focusing on helping the children understand their role in the community, including their relationships with family, friends, and neighbours. Through engaging activities and discussions, we'll explore how each child contributes to the world around them. We're excited to work together to support your child's growth and sense of belonging in their community!**

This Weekly Learning Plan shares the learning that will be taking place this week and helps you to complete it during your time at home. Each day has a variety of lessons to ensure you access the whole curriculum while at home. You will find that there may be some slides to read / share with a grown up or a video to watch. There will also be some activities to complete.

<b>Teachers:</b>	Mrs Sandhu-White	<b>Year:</b>	FS1	<b>Date:</b>	WB 9 <sup>th</sup> September 2024
<b>TLSAs:</b>	Mrs Comerford (Whole Day)				
<b>Student TLSA:</b>	Mrs Hull-(AM)				

	MONDAY	TUESDAY	WEDNESDAY	THURSDAY	FRIDAY
<b>8.45 – 9.00am</b>	Hang up coats, morning prayer, registration, dinner choices. Zones of regulation register. Wake up shake up.				
<b>9.00am – 9.15am</b>	Daily Worship Gospel	Daily Worship Meditation Prayers	Daily Worship To live as Jesus taught us	Daily Worship Song of Praise	Daily Worship Song of Praise
 9.15am – 9.30am Focus group work. 9.30am – 10.00 Continuous Provision.	<b>Communication Language &amp; Speaking and Listening</b> <b>Text:</b> All are Welcome by Alexandra Penfold  LO: To listen to a short story.	<b>BASELINE TEACHER ASSESSMENT-EYFS objectives</b>	<b>Well-being Wednesday Jigsaw</b> <b>'Being Me in My World'</b> LO: To understand how it feels to belong and that we are similar and different.	RE -  RE Assessment	<b>PE: REAL PE-Off to the Seaside</b>  LO: To follow instructions and practise safely.  To enjoy working on simple tasks with help.

OLC WEEKLY LEARNING PLAN (FS1)

	<p><u>Watch</u> <a href="#">All are Welcome</a></p> <p><u>Activity:</u> Draw a picture of themselves and their new friends at Nursery.</p>	<p><u>Activity:</u> Children independently assessed through short activities in all areas of the EYFS goals</p>	<p><u>Activity:</u> <a href="#">Lesson one</a></p> 	<p><u>Activity:</u> Catholic artefact, books etc displayed in a special tuff tray</p> <p>Children assessed independently by an adult</p>	<p><u>Activity:</u> Lesson 1</p> <p>Warm up: Bike adventure</p> <p>Personal Skills</p> <p>Fundamental Movement Skill Focus: Coordination Footwork</p> <p><a href="#">REAL PE</a></p>
10.00 – 10.15	Snack time				
10.15 – 10.45	Morning play				
10.45 – 11.15	Maths	<p><b>BASELINE TEACHER ASSESSMENT- EYFS objectives</b></p>	Maths	Understanding the World Speaking & Listening	<p><b>BASELINE TEACHER ASSESSMENT- EYFS objectives</b></p>
	LO: Maths Assessment		LO: Maths Assessment	LO: To understand how we are all different.	
	<p><u>Activity</u> Children independently assessed through short activities in all areas of the EYFS goals</p>		<p><u>Activity:</u> Children independently assessed through short activities in all areas of the EYFS goals</p>	<p><u>Activity:</u> Children independently assessed through short activities in all areas of the EYFS goals</p>	
	Nursery rhymes and songs				
	Story – Hand washing – Prayers - Lunch				
Afternoon	<b>Continuous provision and independent activities</b>				
Continuation of morning activities and continuous provision.	<p><u>Maths Area</u></p> <p>Numberblocks soft toys-with cubes-Can the children create the Numberblocks?</p>	<p><u>Expressive Art &amp; Design Area.</u></p> <p>Junk modelling-to be displayed around the Nursery</p>	<p><u>Communication Language &amp; Literacy Area.</u></p> <p>Mark making table/wall-sand tray, Book table</p>		

OLC WEEKLY LEARNING PLAN (FS1)

	<p>Number puzzles</p> <p>Dominos</p>	<p>Painting-mark making</p> <p>Gluing and sticking activities</p>	
	<p><u>Understanding the World</u></p> <p>Diversity dolls</p> <p>Pictures from different countries-foods, clothes, landscape, animals etc</p>	<p><u>Small World Area</u></p> <p>Paw patrol</p> <p>Peppa Pig and Family</p> <p>Dinosaurs</p>	<p><u>Outdoor Area</u></p> <p>Bikes, trikes, chalk, building using bricks, tyres and crates.</p> <p>Mark making and colouring area</p> <p>Reading area</p> <p>Construction</p>
	<p><u>PSED</u></p> <p>Short stories</p>	<p><u>Finger Gym</u></p> <p>Threading-animals</p> <p>Threading pasta</p>	<p><u>Role Play Area</u></p> <p>House-familiarity of home.</p>

**Communicating with school**

If you have any queries, please contact the school office. [office@olc.solihull.sch.uk](mailto:office@olc.solihull.sch.uk)