




OLC WEEKLY LEARNING PLAN (FS1)



Summer Term 1
Week 1-A very warm welcome back to all our families.

This Weekly Learning Plan shares the learning that will be taking place this week and helps you to complete it during your time at home. Each day has a variety of lessons to ensure you access the whole curriculum while at home. You will find that there may be some slides to read / share with a grown up or a video to watch. There will also be some activities to complete.

Teachers:	Mrs Sandhu-White	Year:	FS1	Date:	WB: 13 th Arril 2026
TLSAs:	Miss Doyle				
Student TLSA:	Miss Moir				

	MONDAY	TUESDAY	WEDNESDAY	THURSDAY	FRIDAY
8.45 – 9.00am	Hang up coats, morning prayer, registration, dinner choices. Zones of regulation register. Wake up shake up.				
9.00am – 9.15am	Daily Worship Gospel	Daily Worship Meditation Prayers	Daily Worship To live as Jesus taught us	Daily Worship Song of Praise	Daily Worship Song of Praise
 9.15am – 9.30am Focus group work. 9.30am – 10.00 Continuous Provision.	Communication Language & Speaking and Listening Text: Erol's Garden  LO: To make comments about what they have heard and ask questions to clarify their understanding.	Expressive Arts & Design LO: To share their creations, explaining the process they have used.	Well-being Wednesday Jigsaw Lesson 3 LO:: To know how to help myself go to sleep and that sleep is good for me.	RE - Learning and Growing as the People of God BIG QUESTION: Who is Jesus' father? 	PE: Spatial Awareness LO: To enhance spatial awareness and body control.


Watch/Listen:
Erol's Garden

Activity:

Children to draw their ideal garden.

Rising 3's
Finger gym-use of sand to create early mark making.

Activity: Children to decide which flower they would like to make for the garden centre.



Activity: Show the children the beginning and end part of In the Night Garden (can be found online) where the child is falling asleep and where all the characters are saying good night (or similar). Jigsaw Jenie and Jigsaw Jerrie Cat are tucked up in bed. Play some lullabies. How do they make you feel? Do you ever have dreams? Share their ideas with each other. Adult to show some pyjamas, a teddy, hot water bottle, dressing gown to promote discussion. Pass Jigsaw Jenie around. Questions: What do they do before they go to sleep? What do they wear? Do they cuddle anything? Do they say prayers before sleep? Children to find a comfy place to lie. Play a lullaby. Encourage children to close their eyes and take slow, deep breaths. Explain how important it

Activity: Recap on key language: **Vocabulary: Jesus, cross, Sign of the Cross, sad.** Recap on previous learning. New vocabulary: **Easter, Alleluia, Jesus.** Recall with the children the sad time before the holiday. Recall the special sign that reminds us of this time.

- Hear/share the story of Easter when Jesus came back to life again.
- Explore with the children the great joy and happiness that people felt when they realised Jesus was alive again.
- Children to think about things that remind them of joy and happiness (e.g. laughter, smiles, song, etc.).
- When our pets die they don't come back to life. The children to share their memories and experiences.
- Explain to the children that Jesus was a very special person, he was God's Son. Talk

Activity: Warm-up: Moving through hoops or tunnels. Dancing and moving to music, exploring different levels (high, low). Spatial awareness games (e.g., following pathways, moving around obstacles). Parachute play: lifting and lowering the parachute together, experimenting with different movements.

OLC WEEKLY LEARNING PLAN (FS1)

			<p>is to get a good night's sleep, that's when we grow and our bodies repair themselves. At the end of the song, children to pretend to wake up, yawn, stretch and start the day!</p> <p><i>Rising 3's To listen to a story told by an adult-5 mins. Did they enjoy the story? Why? Who was in the story?</i></p>	<p>about Easter being a time of joy and happiness when we celebrate with an Easter word. The Easter word we use is "Alleluia".</p> <ul style="list-style-type: none"> • Learn a simple Alleluia to sing and clap to. Remind the children that whenever we use this word we are thinking of our joy and happiness because Jesus is alive 	
10.00 – 10.15	Snack time				
10.15 – 10.45	Morning play				
10.45 – 11.15	Maths	Phonics	Maths	Understanding the World Speaking & Listening	Phonics
	LO: To make comparisons between objects relating to size.	LO: To learn the phoneme 'a'.	LO: To make comparisons between objects relating to size.	LO: To know some similarities and differences between different religious and cultural communities	LO: To learn the phoneme 'a'.
	<p><u>Activity:</u> Show two toys (for example a big teddy and a small teddy). "Which teddy is big?" "Which teddy is small?" Introduce the words big and small. Place</p>	<p><u>Activity:</u> Bug Club</p> <ul style="list-style-type: none"> • say the /a/ phoneme • find the letter 'a' • write the letter 'a' 	<p><u>Activity:</u> Recap previous maths lesson. Ask which words they remember. Each child to pick an item from the nursery. Decide if the item is big or small.</p>	<p><u>Activity:</u> Eid -Eid information</p> <p>- How is Lent similar to Ramadan? (Prayer, fasting & giving to charity)</p>	<p><u>Activity:</u> Follow Bug Club Lesson</p> <ul style="list-style-type: none"> • say the /a/ phoneme • find the letter 'a' • write the letter 'a' <p><i>Rising 3's</i></p>

OLC WEEKLY LEARNING PLAN (FS1)

different toys on the table (cars, blocks, animals).
 Children: Pick a toy. Decide if it is big or small. Place it in the correct big / small basket
 Teacher prompts "Is your toy big or small?"
 "Can you find a bigger one?" Review the baskets together and say: "This basket has the big toys." "This basket has the small toys."
Rising 3's
Counting animals- up to 3.

Place it in the right hoop.
Rising 3's
Shape sorting activity

What sounds can we hear in the classroom?
 Can we copy the sound?

Nursery rhymes and songs

Story – Hand washing – Prayers - Lunch

Afternoon

Continuous provision and independent activities

Continuation of morning activities and continuous provision.

Maths Area



Expressive Art & Design Area.



Communication Language & Literacy Area.

Each day children to come into the Nursey, locate their name and trace over it.
 Mark making table-
 Number/Letter
 Trace over name cards



OLC WEEKLY LEARNING PLAN (FS1)

		Create plants/flowers to be places on the garden centre	
	<p><u>Understanding the World</u></p> <p>Eid table set-up-clothes, food, prayer mats, books etc</p>	<p><u>Small World Area</u></p> <p>Peppa Pig and Family</p> <p>Pirates and ships</p> <p>Farm animals, farm mat and farmhouses</p>	<p><u>Outdoor Area</u></p> <p>Bikes, trikes, chalk, building using bricks, tyres and crates.</p> <p>Prepare the planters for new seeds, explain to the children why we do this, which tools we use to help us.</p>
	<p><u>PSED</u></p> <p>Snakes and ladders, large floor puzzle/,snap, dominos to be played in small groups with an adult.</p>	<p><u>Finger Gym</u></p> <p>Threading-shapes</p> <p>Stencils</p>	<p><u>Role Play Area</u></p> <p>Create a garden centre</p> 

Communicating with school

If you have any queries, please contact the school office. office@olc.solihull.sch.uk