

OLC WEEKLY LEARNING PLAN (FS1)






Summer Term 1.



Week 3- This term our topic is 'Creatures and their Habitats'.
This week we will be learning all about Sir David Attenborough.



This Weekly Learning Plan shares the learning that will be taking place this week and helps you to complete it during your time at home. Each day has a variety of lessons to ensure you access the whole curriculum while at home. You will find that there may be some slides to read / share with a grown up or a video to watch. There will also be some activities to complete.

Teachers: TLSAs: Student TLSA:	Mrs Sandhu-White Miss Doyle (Whole Day) Miss Moir (AM) Mrs Shemila (Whole Day)	Year:	FS1	Date:	WB 27.04.26
--------------------------------------	---	-------	-----	-------	-------------



	MONDAY	TUESDAY	WEDNESDAY	THURSDAY	FRIDAY
8.45 – 9.00am	Hang up coats, morning prayer, registration, dinner choices. Zones of regulation register. Wake up shake up.				
9.00am – 9.15am	Daily Worship Gospel	Daily Worship Meditation Prayers	Daily Worship To live as Jesus taught us	Daily Worship Song of Praise	Daily Worship Song of Praise
 9.15am – 9.30am Focus group work. 9.30am – 10.00 Continuous Provision.	Communication Language & Speaking and Listening Text: Little People Big Dreams - David Attenborough 	Expressive Arts & Design LO: To safely use and explore a variety of materials, tools and techniques, experimenting with colour, design,	Well-being Wednesday Jigsaw Lesson 5-Healthy Me LO: To know who my safe adults are and how to stay safe if they are not close by me.	RE - Learning and Growing as the People of God BIG QUESTION: What season of the Church's year are we in? 	PE: REAL PE-Off to the Seaside Coordination - Clown Ball skills LO: To roll a ball in a line.

		<p>texture, form and function.</p>			
	<p><u>Watch/Listen:</u> Little People Big Dreams - David Attenborough <u>Activity:</u> Create a promise tree-I promise to water the plants in my house. I promise not to throw litter on the floor. etc... This tree to be displayed in the Nursery Reading Area.</p>  <p>Rising 3's <i>Short story-large text</i></p>	<p><u>Watch:</u> The story of St George <u>Activity:</u> Create a shield-in the England flag colours</p> 	<p><u>Activity:</u> Read the story of Little Red Riding Hood. Can the children remember what her mother asked Little Red Riding Hood to do? Establish that Little Red Riding Hood's mother is her safe adult, she loves and looks after Little Red Riding Hood, so she tells her to stay on the path and go straight to her grandma's house. Did Little Red Riding Hood do what her mother asked? What should Little Red Riding Hood have done? Have some photos to help as prompts and discuss the following: What fun things do you do as a family? This might include things like: prepare/cook meals together; go out in the car/on the train or bus to visit somewhere or someone. Talk about these things and ask the children who cooks the meal? Or who buys the petrol for the car or the tickets for the bus/train? Establish that their safe adults (parents/carers) do these things because they love us and are looking after us – we know them well, they know us well and they keep us safe. Establish that they should always stay close to their safe adults when they are off visiting or outside of the home and never talk to someone they don't know. Repeat this discussion to establish the safe adults in the setting – practitioners, helpers, etc. Extend discussion if children really grasp the idea of who their safe adults are. Jigsaw Jenie might then ask the children:</p>	<p><u>Activity:</u> Recap on key language: Vocabulary: Jesus, cross, Sign of the Cross, sad. Recap on previous learning. New vocabulary: Easter, Alleluia, Jesus. Learn a simple Alleluia to sing and clap to. Remind the children that whenever we use this word we are thinking of our joy and happiness because Jesus is alive.</p>	<p><u>Activity:</u> Ball skills pack</p>

OLC WEEKLY LEARNING PLAN (FS1)

			<ul style="list-style-type: none"> • When you are outside of your home with your safe adults, are there people around you that you don't know? • What might these people look like? You could use photos of crowds in shopping centre/park etc to prompt. • Is it safe to talk to these people that we don't know? <p>Remind the children of the questions (as per Help Me Learn input above) and help them to think about what should be done if someone they don't know walks up to speak to them when they are:</p> <ul style="list-style-type: none"> • At home • Out visiting with their safe adults • In the setting <p><i>Rising 3's To listen to a story told by an adult-5 mins. Did they enjoy the story? Why? Who was in the story?</i></p>		
10.00 – 10.15	Snack time				
10.15 – 10.45	Morning play				
10.45 – 11.15	Maths	Phonics	Maths	Understanding the World Speaking & Listening	Phonics
	LO: To say one number for each item in order: 1,2,3,4,5.	LO: To say the phoneme /t/ <ul style="list-style-type: none"> • find the letter 't' • write the letter 't' 	LO: To say one number for each item in order: 1,2,3,4,5.	LO: To learn about David Attenborough.	LO: To say the phoneme /t/ <ul style="list-style-type: none"> • find the letter 't' • write the letter 't'

OLC WEEKLY LEARNING PLAN (FS1)

	<p><u>Watch:</u> Counting PowerPoint <u>Activity:</u> Counting finger cards Natural materials counting face</p> <p><i>Rising 3's</i> <i>Number nursery rhymes</i> <i>Counting animals- up to 3.</i></p>	<p><u>Activity:</u> Bug Club</p>	<p><u>Activity:</u> Counting finger cards Natural materials counting face</p> <p><i>Rising 3's</i> <i>Counting and finger gym</i></p> 	<p><u>Activity:</u> Earth Day - Why are plants important? What can we do to look after our planet? Share Litter PowerPoint. Litter picking around the school grounds- making the children aware of litter pollution and how it harms our environment.</p>	<p><u>Activity:</u> Rising 3's What sounds can we hear in the classroom? Can we copy the sound?</p>
Nursery rhymes and songs					
Story – Hand washing – Prayers - Lunch					
<p>Afternoon</p>	<p>Continuous provision and independent activities</p>				
<p>Continuation of morning activities and continuous provision.</p>	<p><u>Maths Area</u></p> 	<p><u>Expressive Art & Design Area.</u></p> <p>Colour in litter picking pictures to be displayed around the school</p> <p>Junk modelling-habitats—to be displayed around the Nursery</p> <p>David Attenborough colouring in sheets</p>	<p><u>Communication Language & Literacy Area.</u></p> <p>Each day children to come into the Nursey, locate their name and trace over it.</p> <p>Mark making table/wall</p> <p>Number/Letter</p> <p>Trace over name cards</p>		

OLC WEEKLY LEARNING PLAN (FS1)

Understanding the World



Insect search-
what can we
find? What does
it look like?

Small World Area

Using bricks, lego, blocks to make
habitats for the wild animals.
Under water animals
Insects with magnifying glasses

Outdoor Area

Bikes, trikes, chalk, building using bricks, tyres and crates.
Prepare the planters for new seeds, explain to the children
why we do this, which tools we use to help us.

PSED

Short stories
Puzzles in small groups-adult led
Snakes and ladders-adult led

Finger Gym

Threading-animals
Threading pasta
Cutting spaghetti

Role Play Area

Outdoor wildlife area-



Communicating with school

If you have any queries, please contact the school office. office@olc.solihull.sch.uk