

Autumn Term1 -Week 2



Welcome to Week 2! The children have settled in well, making new friends and learning new skills with enthusiasm. It's wonderful to see them growing more comfortable and confident each day. This week, our Religious Education focus is on "God, Our Creator." We will explore the beauty of creation and encourage the children to appreciate the world around them as a gift from God.

Mrs Sandhu-White



This Weekly Learning Plan shares the learning that will be taking place this week and helps you to complete it during your time at home. Each day has a variety of lessons to ensure you access the whole curriculum while at home. You will find that there may be some slides to read / share with a grown up or a video to watch. There will also be some activities to complete.

Teachers:	Mrs Sandhu-White Miss Moir	Year:	FS1	Date:	WB 15 th September 2025
TLSAs:					
Student TLSA:					


	MONDAY	TUESDAY	WEDNESDAY	THURSDAY	FRIDAY	
8.45 – 9.00am	Hang up coats, morning prayer, registration, dinner choices. Zones of regulation register. Wake up shake up.					
9.00am – 9.15am	Daily Worship Gospel	Daily Worship Meditation Prayers	Daily Worship To live as Jesus taught us	Daily Worship Song of Praise	Daily Worship Song of Praise	
 9.15am – 9.30am Focus group work. 9.30am – 10.00 Continuous Provision.	PE LO: To follow simple instructions.	Communication Language & Speaking and Listening Text: Who are you? LO: To listen, show attention and understanding to a story.	Expressive Arts & Design LO: To experiment with different materials.	Well-being Wednesday 'Being Me in My World' LO: To understand how feeling happy and sad can be expressed.	RE – NA – Creation: God the Creator BIG QUESTION: What Did God create?	PE: REAL PE-Off to the Seaside  LO: To follow instructions and practise safely. To enjoy working on simple tasks with help.

Warm-Up – “Copy Me!” Children spread out in the space. Adult demonstrates simple movements for children to copy: Clap hands, wave, touch toes, jump, stretch tall, tiptoe. Say: “When I do it, you do it!”

Main Activity :
Traffic Lights. Use the space as a pretend “road.” Explain rules: **Red = Stop (stand still like a statue). Yellow = Walk slowly. Green = Run carefully.** Call out colours and mix them up quickly to encourage listening
Main Activity 2:
Animal Actions .Call out animals, children move like them:**Frog** = jump. **Elephant** = stomp with arms swinging as trunk.**Bird** = flap and run.**Cat** = crawl on hands and knees. After a few rounds, let children suggest animals.Cool Down – “Big Stretch Story” Children sit in a circle. Adult tells a short calming story with stretches:
“Reach up high like the sun...Blow the wind out (deep breath)... Curl up small like a mouse... Stretch arms wide

Listen:

To listen attentively to the above story.



Activity: “Step into the Circle”. Children stand in a big circle. The adult calls out prompts inspired by the book, such as: “Step into the circle if you like ice cream!” “Step in if you have a pet.” “Step in if you like to run and jump!” “Step in if you like the colour blue.” Then they step back out and wait for the next prompt. **Extension:** Invite children to suggest their own prompts (with support).

Activity:

Junk Modelling- Provide a wide range of resources(boxes, feathers, bottle tops, crate paper etc) for the children to explore, experiment and play with.

Activity:

Lesson 2



Remind children that our new friend Jenie starts today. How can we get ready for Jenie? Respond to the children’s ideas...and all get ready to welcome Jenie. When Jenie appears say: ‘Welcome Jenie – we are very happy to see you and it makes us feel glad that you are now in our group’ Show Jenie to the group and ask Jenie: ‘How are you feeling Jenie?’ Listen to the response and tell the children:
‘I am very happy to be with you at last – I can’t wait to be friends with everyone’. Show Jenie the Jigsaw space especially prepared for Jenie. Remind the children that Jenie must always be put back there.

Activity:

Go on a Creation walk. Find things that God made.

Activity:
Lesson 1

Warm up: Bike adventure
Personal Skills
Fundamental Movement
Skill Focus: Coordination
Footwork

REAL PE

OLC WEEKLY LEARNING PLAN (FS1)

	<i>for a big hug.” Finish sitting quietly, taking a slow breath together.</i>					
10.00 – 10.15	Snack time					
10.15 – 10.45	Morning play					
10.45 – 11.15	Maths	Phonics	Maths	Understanding the World Speaking & Listening	Phonics	
	LO: To learn simple number songs.	LO: To learn alphabet songs.	LO: To learn simple number songs.	LO: To understand how we are all different.	LO: To learn alphabet songs.	
	<u>Activity</u> Number songs	<u>Activity:</u> Mr Tumble’s Alphabet Song Alphabet song	<u>Activity:</u> Number songs	<u>Activity:</u> How are we different? Discussion. Create lollypop puppets of themselves.	<u>Activity:</u> Mr Tumble’s Alphabet Song Alphabet song	
	Nursery rhymes and songs					
	Story – Hand washing – Prayers - Lunch					
Afternoon	Continuous provision and independent activities					
Continuation of morning activities and continuous provision.	<u>Maths Area</u> Number puzzles Matching number cards Finger flash cards-show me 3 fingers etc Use various materials to create numbers	<u>Expressive Art & Design Area.</u> Provide opportunities for imaginative play by using clothes and props to help children to be whatever they want to be. For example, hats, shoes and bags and so on. Gluing and sticking activities		<u>Communication Language & Literacy Area.</u> Mark making wall SWB’s and markers-which shapes can we make? Sand tray/Glitter and brushes tray		

OLC WEEKLY LEARNING PLAN (FS1)

<p><u>Understanding the World</u> Tuff tray-family pictures-to encourage discussion</p> <p>Tuff tray-photos of people, buildings in our community-church, school, police officer etc</p>	<p><u>Small World Area</u> Cars in the city</p> <p>Farm</p> <p>Zoo animals</p>	<p><u>Outdoor Area</u> Bikes, trikes, tyres</p> <p>Mark making and colouring area</p> <p>Reading area</p> <p>Construction</p>
<p><u>PSED</u> Short stories</p> <p>Circle Time with Jigsaw Jenni-What do we love about Nursery?</p>	<p><u>Finger Gym</u> <u>Finger Gym</u></p> <p>Tweezer activities</p> <p>Finger painting</p> <p>Play-dough</p>	<p><u>Role Play Area</u> House-familiarity of home.</p>

Communicating with school

If you have any queries, please contact the school office. office@olc.solihull.sch.uk