

# OLC WEEKLY LEARNING PLAN (FS1)





*This week in FS1, we are continuing our learning about Our Lady of Compassion, Mary and Saint Martin de Porres. The children are discovering how Mary shows us love and care, and how Saint Martin taught us kindness, sharing, and helping others. Through stories, songs, and simple activities, the children are beginning to understand how we can follow their example in our everyday lives by being gentle, compassionate, and kind friends.*

**Mrs Sandhu-White**

*This Weekly Learning Plan shares the learning that will be taking place this week and helps you to complete it during your time at home. Each day has a variety of lessons to ensure you access the whole curriculum while at home. You will find that there may be some slides to read / share with a grown up or a video to watch. There will also be some activities to complete.*




<b>Teachers:</b>	<b>Mrs Sandhu-White</b>	<b>Year:</b>	<b>FS1</b>	<b>Date:</b>	<b>WB:13<sup>th</sup> October 2025</b>
<b>TLSAs:</b>	<b>Mrs Shamila (Whole Day)</b>				
<b>Student TLSA:</b>	<b>Mrs Moir(AM)</b>				

	MONDAY	TUESDAY	WEDNESDAY	THURSDAY	FRIDAY
<b>8.45 – 9.00am</b>					
<b>9.00am – 9.15am</b>	<b>Daily Worship Gospel</b>	<b>Daily Worship Meditation Prayers</b>	<b>Daily Worship To live as Jesus taught us</b>	<b>Daily Worship Song of Praise</b>	<b>Daily Worship Song of Praise</b>
 9.15am – 9.30am Focus group work. 9.30am – 10.00 Continuous Provision.	<b>PE</b> LO: To play with others and take turns.	<b>Communicati on Language &amp; Speaking and Listening</b> LO: To listen to a short story and answer simple question. 	<b>Expressive Arts &amp; Design</b> LO: To explore different materials.	<b>Well-being Wednesday</b> LO: To know how it feels to be proud of something I am good at.	<b>RE</b> October is the month of the Rosary. Continuous Unit – NB – God Our Father Cares For Us. LO: To know that I am loved and cared for.
	<b>PE</b> <b>Real PE Unit 1: Personal</b> LO: To play with others and take turns.				
	<b>Activity:</b> <b>Starter: "Follow the Leader"</b> <b>Stretching:</b> T	<b>Activity:</b> Watch: What I like about me.	<b>Activity:</b> Junk Modelling	<b>Activity:</b> What Am I Good At? Children to discuss what they are good at	<b>Activity:</b> <b>Starter: "Follow the Leader" Stretching:</b> T leads simple movements: reach to the sky, touch toes, wiggle, jump, march in place. Encourage kids to copy and wait their turn if in a line.


# OLC WEEKLY LEARNING PLAN (FS1)

	<p>leads simple movements: reach to the sky, touch toes, wiggle, jump, march in place. Encourage kids to copy and wait their turn if in a line.</p> <p><b>Main;</b></p> <p>"Parachute Play &amp; Pass the Ball" Children hold the edge of the parachute in a circle (with help). T places a soft ball or beanbag in the middle. Call out actions: "Lift up!" (make a mushroom shape)</p> <p><b>Cool down:</b> Pass the ball .Sit in a circle. Gently pass a soft ball around the circle. Say the name of the child you're passing it to: "Here you go, Alex!" Encourage saying "thank you" or "my turn!" with help.</p>	<p><b>Share:</b></p> <p><b>Complete:</b> <a href="#">What I love about Me, sheet</a></p>	<p>Children to use different materials to create a model of their choice- something they love.</p>	<p>with the class then draw a picture.</p>	<p>everything and everybody that exists in the world. Who cares for you?</p> <p><b>"God's Love Heart Craft"</b></p> <p>Give each child a large paper heart. In the centre, write: <i>"God loves and cares for me."</i></p> <p>Invite the children to decorate the heart with drawings or stickers that show people who love and care for them (e.g., family, friends, teachers).As they work, talk about how God shows His love through the people around us. End the activity with a short prayer together, thanking God for His love and the special people in our lives.</p>	<p><b>Main;</b></p> <p>"Parachute Play &amp; Pass the Ball" Children hold the edge of the parachute in a circle (with help). T places a soft ball or beanbag in the middle. Call out actions: "Lift up!" (make a mushroom shape)</p> <p><b>Cool down:</b> Pass the ball. Sit in a circle. Gently pass a soft ball around the circle. Say the name of the child you're passing it to: "Here you go, Alex!" Encourage saying "thank you" or "my turn!" with help.</p>
10.00 – 10.15	Snack time					
10.15 – 10.45	Morning play					
10.45 – 11.15	Maths	Phonics	Maths	Understanding the World Speaking & Listening	Phonics	

# OLC WEEKLY LEARNING PLAN (FS1)

	<p>LO: To count to 2, the 'twoness' of 2.</p> <p><u>Activity:</u> Complete number 2 colouring sheet.</p> 	<p>LO: To raise awareness of sounds around us.</p> <p><u>Activity:</u></p>  <p>Phase 1 Activities – Letters &amp; Sounds</p> <p>Bug Club – All Sorts of Art – Lesson 2.</p>	<p>LO: To count to 2, the 'twoness' of 2.</p> <p><u>Activity</u> Number songs and activities</p>	<p>LO: To begin to make sense of my own life-story.</p> <p><u>Activity:</u> Invite children to bring in photos of family members or friends from their community. Encourage the children to talk about the people in the photos.</p>	<p>LO: To develop children’s listening skills and awareness of sounds in the environment</p> <p><u>Activity:</u> Children to listen to sounds in the environment-classroom/outdoors for 1 min (use egg timer). Discuss with e children sounds they have heard and encourage them to make the sound.</p>
	Nursery rhymes and songs				
	Story – Hand washing – Prayers - Lunch				
Afternoon	Continuous provision and independent activities				
Continuati on of morning activities and continuou s provision.	<p><u>Maths Area</u></p> 	<p><u>Expressive Art &amp; Design Area.</u></p> <p>Catholic Link</p> <p>Mary and the Saints: Simple art activities, like making roses for Mary or helping hands for Saint Martin de Porres.</p> <p>Bible Story Role Play: Provide costumes and props for children to act out simple Bible stories.</p>	<p><u>Communication Language &amp; Literacy Area.</u></p> <p>Name tracing</p> <p>Pencil control sheets</p> <p>Make your mark! Writing wall- various mark making patterns to copy or trace over</p> <p>Large rolled out paper on the floor outside for mark making</p> <p>Chalk on the outdoor area ground</p>		
	<p><u>Understanding the World</u></p> <p>People &amp; Communities</p> <p>Family Photo Sharing: Invite children to bring a photo of their family and share who cares for them at home.</p> <p>Celebrations Around the World: Read a story or show pictures about a cultural or religious festival (e.g., Diwali, Eid, Christmas) and do a simple related craft or song.</p>	<p><u>Small World Area</u></p> <p>Community &amp; Everyday Life</p> <p>Town Setup: Little houses, cars, people, and road mats so children can role-play going to the shops, school, or church.</p> <p>Emergency Services: Fire engines, police cars, ambulances, and figures to role-play helping and keeping safe</p> <p>Catholic Link</p> <p>Bible Stories Small World: Nativity scene with stable and figures, Noah’s Ark with animals, or a simple setup of Jesus and his friends to role-play kindness.</p>	<p><u>Outdoor Area</u></p> <p>Bikes, trikes, chalk, building using bricks, tyres and crates.</p> <p>Chalk boards</p> <p>Large foam bricks and crates. Large wooden bricks.</p> <p>Leaf printing</p> <p>Collecting leaves, sticks etc for indoor tuff tray</p>		

## OLC WEEKLY LEARNING PLAN (FS1)

		Saints & Caring: A small world hospital or kitchen to connect with Saint Martin de Porres, showing helping and sharing.	
	<u>PSED</u> Catholic Link for PSED God Made Me Special: Children draw themselves and talk about what makes them unique. Reinforce that God loves each one of us. Helping Hands: Trace each child's handprint and write/draw ways they can use their hands kindly (helping, hugging, sharing).	<u>Finger Gym</u> Scissor practise: cutting leaves Finger painting: paint in the tuff tray, can the children make the number 2 or the first letter of their name? Watch and copy actions: <a href="#">Finger gym</a>	<u>Role Play Area</u>  Take part in simple pretend play, using an object to represent something else even though they are not similar. House for the role-play area Dressing up -different outfits-who will you dress up as today-a firefighter, police officer, doctor, teacher etc?

### Communicating with school

If you have any queries, please contact the school office. [office@olc.solihull.sch.uk](mailto:office@olc.solihull.sch.uk)