




Autumn Term-Week 2

Welcome to Week 2! The children have settled in well, making new friends and learning new skills with enthusiasm. It's wonderful to see them growing more comfortable and confident each day. This week, our Religious Education focus is on "God, Our Creator." We will explore the beauty of creation and encourage the children to appreciate the world around them as a gift from God. Through stories, activities, and reflection, we hope to deepen their understanding of God's love and the wonders of His creation.




This Weekly Learning Plan shares the learning that will be taking place this week and helps you to complete it during your time at home. Each day has a variety of lessons to ensure you access the whole curriculum while at home. You will find that there may be some slides to read / share with a grown up or a video to watch. There will also be some activities to complete.

| | | | | | |
|---|--|--------------|-----|--------------|------------------------|
| Teachers: TLSAs: Student TLSA: | Mrs Sandhu-White Mrs Comerford (Whole Day) Mrs Hull-(AM) | Year: | FS1 | Date: | WB 16th September 2024 |
|---|--|--------------|-----|--------------|------------------------|

| | MONDAY | TUESDAY | WEDNESDAY | THURSDAY | FRIDAY |
|--|---|--|---|--|--|
| 8.45 – 9.00am | Hang up coats, morning prayer, registration, dinner choices. Zones of regulation register. Wake up shake up. | | | | |
| 9.00am – 9.15am | Daily Worship Gospel | Daily Worship Meditation Prayers | Daily Worship To live as Jesus taught us | Daily Worship Song of Praise | Daily Worship Song of Praise |
|  9.15am – 9.30am Focus group work. 9.30am – 10.00 Continuous Provision. | Communication Language & Speaking and Listening Text: <u>Every Kind of Family.</u>  LO: To listen, show attention and understanding to a story. | Expressive Arts & Design LO: To experiment with different materials. | Well-being Wednesday <i>Jigsaw</i> <i>'Being Me in My World'</i> LO: To understand how feeling happy and sad can be expressed. | RE – NA – Creation: God the Creator BIG QUESTION: What Did God create? | PE: REAL PE-Off to the Seaside  LO: To follow instructions and practise safely. |

OLC WEEKLY LEARNING PLAN (FS1)

| | | | | | |
|---------------|--|--|--|---|--|
| | | | | | To enjoy working on simple tasks with help. |
| | <p><u>Listen:</u> To listen attentively to the above story.</p> <p><u>Activity:</u> To draw a picture of their family, who they live with. Adults in the room to share who they live with.</p> <p>Family sheet</p> | <p><u>Activity:</u> Junk Modelling- Provide a wide range of resources(boxes, feathers, bottle tops, crate paper etc) for the children to explore, experiment and play with.</p> | <p><u>Activity:</u> Lesson 2 Remind children that our new friend Jenie starts today.How can we get ready for Jenie? Respond to the children's ideas...and all get ready to welcome Jenie. When Jenie appears say: 'Welcome Jenie – we are very happy to see you and it makes us feel glad that you are now in our group' Show Jenie to the group and ask Jenie: 'How are you feeling Jenie?' Listen to the response and tell the children: 'I am very happy to be with you at last – I can't wait to be friends with everyone'. Show Jenie the Jigsaw space especially prepared for Jenie. Remind the children that Jenie must always be put back there.</p>  | <p><u>Activity:</u> Go on a Creation walk. Find things that God made.</p> | <p><u>Activity:</u> Lesson 1</p> <p>Warm up: Bike adventure</p> <p>Personal Skills</p> <p>Fundamental Movement Skill Focus: Coordination Footwork</p> <p>REAL PE</p> |
| 10.00 – 10.15 | Snack time | | | | |

OLC WEEKLY LEARNING PLAN (FS1)

| | | | | | |
|--|---|---|--|---|--|
| 10.15 – 10.45 | Morning play | | | | |
| 10.45 – 11.15 | Maths | Phonics | Maths | Understanding the World Speaking & Listening | Phonics |
| | LO: To learn simple number songs. | LO: To learn alphabet songs. | LO: To learn simple number songs. | LO: To understand how we are all different. | LO: To learn alphabet songs. |
| | <u>Activity</u> Number songs | <u>Activity:</u> Mr Tumble's Alphabet Song Alphabet song | <u>Activity:</u> Number songs | <u>Activity:</u> How are we different? Discussion. Create lollypop puppets of themselves. | <u>Activity:</u> Mr Tumble's Alphabet Song Alphabet song |
| | Nursery rhymes and songs | | | | |
| | Story – Hand washing – Prayers - Lunch | | | | |
| Afternoon | Continuous provision and independent activities | | | | |
| Continuation of morning activities and continuous provision. | <u>Maths Area</u> Number puzzles Matching number cards Finger flash cards-show me 3 fingers etc Use various materials to create numbers | <u>Expressive Art & Design Area.</u> Provide opportunities for imaginative play by using clothes and props to help children to be whatever they want to be. For example, hats, shoes and bags and so on. Gluing and sticking activities | | <u>Communication Language & Literacy Area.</u> Mark making wall SWB's and markers-which shapes can we make? Sand tray/Glitter and brushes tray | |

OLC WEEKLY LEARNING PLAN (FS1)

| | | |
|--|--|---|
| <p><u>Understanding the World</u> Tuff tray-family pictures-to encourage discussion</p> <p>Tuff tray-photos of people, buildings in our community-church, school, police officer etc</p> | <p><u>Small World Area</u> Cars in the city</p> <p>Farm</p> <p>Zoo animals</p> | <p><u>Outdoor Area</u> Bikes, trikes, tyres</p> <p>Mark making and colouring area</p> <p>Reading area</p> <p>Construction</p> |
| <p><u>PSED</u> Short stories</p> <p>Circle Time with Jigsaw Jenni-What do we love about Nursery?</p> | <p><u>Finger Gym</u> <u>Finger Gym</u></p> <p>Tweezer activities</p> <p>Finger painting</p> <p>Threading</p> | <p><u>Role Play Area</u> House-familiarity of home.</p> |

Communicating with school

If you have any queries, please contact the school office. office@olc.solihull.sch.uk