

OLC WEEKLY LEARNING PLAN (FS1)







Week 4

This Weekly Learning Plan shares the learning that will be taking place this week and helps you to complete it during your time at home. Each day has a variety of lessons to ensure you access the whole curriculum while at home. You will find that there may be some slides to read / share with a grown up or a video to watch. There will also be some activities to complete.

Teachers: TLSAs: Student TLSA:	Mrs Sandhu-White Miss Doyle (Whole Day) Miss Moir (AM) Mrs Shemila (Whole Day)	Year:	FS1	Date:	WB:4th May 2026
---	---	--------------	------------	--------------	------------------------

	MONDAY	TUESDAY	WEDNESDAY	THURSDAY	FRIDAY
8.45 – 9.00am	Hang up coats, morning prayer, registration, dinner choices. Zones of regulation register. Wake up shake up.				
9.00am – 9.15am	Daily Worship Gospel	Daily Worship Meditation Prayers	Daily Worship To live as Jesus taught us	Daily Worship Song of Praise	Daily Worship Song of Praise
<p style="font-size: small; margin-top: 5px;"> 9.15am – 9.30am Focus group work. 9.30am – 10.00 Continuous Provision. </p>	<i>School Closed due to Bank Holiday</i>	<p style="font-weight: bold;">Communication Language & Speaking and Listening</p> <p style="font-weight: bold;">Text: How Does a Butterfly Grow?</p> <p style="margin-top: 10px;">LO: To make comments about what they have heard and ask questions to clarify their understanding.</p>	<p style="font-weight: bold;">Expressive Arts & Design</p> <p>LO: To share their creations, explaining the process they have used.</p>	<p style="font-weight: bold;">RE: Alleluia</p> <p>BIG QUESTION: What season of the Church's year are we in?</p>	<p style="font-weight: bold;">PE:-Off to the Seaside</p> <p>LO: To practice gross motor skills.</p>

OLC WEEKLY LEARNING PLAN (FS1)

		<p><u>Watch/Listen:</u> <u>How does a butterfly grow?</u> <u>Activity:</u></p>  <p>Complete the life cycle of a butterfly circle.</p>  <p>Rising 3's Pencil control activities</p>	<p><u>Activity:</u></p> <p>Make butterfly biscuits, using oranges, tang strips, icing and food colouring</p> 	<p><u>Activity:</u></p> <p>Recap on key language from the previous lesson</p> <p>Make a real change of mood in the class room. Use white and gold colours to symbolise this Season of joy and happiness-share prayer table and the colours used.</p> <p>Decorate a picture of Jesus using gold and white.</p> 	<p><u>Activity:</u></p> <p>Bike</p> <p>Coordination</p> <p>Footwork</p>
10.00 – 10.15	Snack time				
10.15 – 10.45	Morning play				
10.45 – 11.15		Phonics	Maths	Understanding the World Speaking & Listening	Phonics
		LO: To Listen to phonemes in words and remember the order in which they occur.	LO: To know that the last number reached when counting a small set of objects tells you how many there are in total ('cardinal principle').	LO: To have an understanding about where they live.	LO: To Listen to phonemes in words and remember the order in which they occur.

OLC WEEKLY LEARNING PLAN (FS1)

		<p><u>Activity:</u> Bug Club</p>	<p><u>Activity:</u> The cardinal principle refers to children recognising that the final number said, when counting a group, is special because this number tells them how many objects are in the group. This principle is a vital skill in counting. Matching heart numbers <i>Rising 3's</i> <i>Number puzzles</i> <i>Rising 3's</i> <i>Shape sorting activity</i></p>	<p><u>Activity:</u> Where do you live? Create maps.</p>	<p><u>Activity:</u> Bug Club <i>Rising 3's</i> <i>What sounds can we hear in the classroom?</i> <i>Can we copy the sound?</i></p>
Nursery rhymes and songs					
Story – Hand washing – Prayers - Lunch					
Afternoon	Continuous provision and independent activities				
Continuation of morning activities and continuous provision.	<p><u>Maths Area</u></p> <p>Number dominos</p> <p>Number puzzles</p> <p>Shape pair dominos</p> <p>Bear patterns</p>	<p><u>Expressive Art & Design Area.</u></p> <p>Use different materials to complete an individual butterfly Sing Alleluia with the actions <u>Butterfly life cycle</u></p>	<p><u>Communication Language & Literacy Area.</u></p> <p>Writing box-pencils, paper, small whiteboards, Writing wall Magnetic letters Roll and play</p>		
	<p><u>Understanding the World</u></p> <p>Pictures books about butterflies</p> <p>Butterfly pop game</p>	<p><u>Small World Area</u></p> <p>Peppa Pig and Family</p> <p>Pirates and ships</p> <p>Farm animals, farm mat and farmhouses</p>	<p><u>Outdoor Area</u></p> <p>Bikes, trikes, chalk, building using bricks, tyres and crates.</p> <p>Planting seeds in the Nursery planters</p>		

OLC WEEKLY LEARNING PLAN (FS1)

PSED

Snakes and ladders in small groups

Worry Monster story

Giant floor puzzles with an adult in small groups

Finger Gym

Pasta threading

Spaghetti cutting

Play dough-make caterpillars, butterflies. Use cutters.

Butterfly puzzles

Role Play Area

Butterfly farm-children to cut out large leaves, butterflies, caterpillars etc



Communicating with school

If you have any queries, please contact the school office. office@olc.solihull.sch.uk