

OLC WEEKLY LEARNING PLAN (FS1)





Reminder: Sports Day Wednesday 24th June 2026



This Weekly Learning Plan shares the learning that will be taking place this week and helps you to complete it during your time at home. Each day has a variety of lessons to ensure you access the whole curriculum while at home. You will find that there may be some slides to read / share with a grown up or a video to watch. There will also be some activities to complete.

Teachers:	Mrs Sandhu-White	Year:	FS1	Date:	WB:22.06.26
TLSAs:	Miss Doyle (Whole Day)				
Student	Miss Moir (AM)				
TLSA:	Mrs Shamila (Whole Day)				

	MONDAY	TUESDAY	WEDNESDAY	THURSDAY	FRIDAY
8.45 – 9.00am	Hang up coats, morning prayer, registration, dinner choices. Zones of regulation register. Wake up shake up.				
9.00am – 9.15am	Daily Worship Gospel	Daily Worship Meditation Prayers	Daily Worship To live as Jesus taught us	Daily Worship Song of Praise	Daily Worship Song of Praise
 9.15am – 9.30am Focus group work. 9.30am – 10.00 Continuous Provision.	Communication Language & Speaking and Listening Text: Commotion in the Ocean	Expressive Arts & Design LO: To begin to be interested in and describe the texture of things.	Whole School Sports Day 2026	RE: Special Celebrations BIG QUESTION: -How do you celebrate with your family?	PE LO: To improve agility, coordination, and balance by navigating a simple obstacle course.



LO: To use a wide range of vocabulary.



Watch and Listen:

[Commotion in the Ocean](#)

Activity:

Hot seating – choose different children to be different animals and sit them in the middle of the circle. get the children to ask the different animals questions. The children can be as creative as they want in their answers and questions. Practice this with the adults in the room first.

[Rising 3's](#)
As above

Activity:

Circle Time activity:
Recap on last week learning-Which words did we use to describe the different materials.
Different materials displayed in a tuff tray, ask different children to find a soft material...

Language focus

Activity:

Play a celebrations game. Use visual and oral clues to a variety of celebrations (e.g. tune of Happy Birthday, wedding horseshoe, etc.). Children to guess the celebration. Explore common themes of celebrating (e.g. people, food, games, etc.).

Draw/paint pictures to illustrate celebrations the children have participated in. Play party games, e.g. musical bumps, Simon says.



Activity:

Theme: People Who Help Us


To move around safely in space.


Lesson 2:
coordination, balance.

OLC WEEKLY LEARNING PLAN (FS1)

10.00 – 10.15	Snack time				
10.15 – 10.45	Morning play				
10.45 – 11.15	Maths	Phonics	Maths	Understanding the World Speaking & Listening	Phonics
	LO: To notice and correct an error in a repeating pattern.	LO: Revision of: s, a, t, p, i, n. Oral segmenting & blending.	LO: To notice and correct an error in a repeating pattern.	LO: To locate the seaside on a map.	LO: Revision of: s, a, t, p, i, n. Oral segmenting & blending.
	<u>Activity:</u> Pattern example:  Adult prompts: "What do you notice?" "Can you tell me about the pattern?" "Which colour comes next?" "Is it red, blue, red, blue?" Rising 3's Shape sorting	<u>Activity:</u> SATPIN Sound sorting game-interactive	<u>Activity</u> Pattern example:  Adult prompts: "What do you notice?" "Can you tell me about the pattern?" "Which colour comes next?" "Is it red, blue, red, blue?" Rising 3's Counting to 5 activities.	<u>Activity:</u> Which seaside have you visited? Look at a map and mark the places that the children have visited. which is the nearest? Which is the furthest? How did you travel there?	<u>Activity:</u> SATPIN Sounds-interactive
Nursery rhymes and songs					
Story – Hand washing – Prayers - Lunch					
Afternoon	Continuous provision and independent activities				

OLC WEEKLY LEARNING PLAN (FS1)

<p>Continuation of morning activities and continuous provision.</p>	<p><u>Maths Area</u></p> <p>Develop spatial reasoning skills using this Matching and Rotating Shapes Seaside Activity Pack and by providing children with 2D shapes to create complex sandcastles.</p>	<p><u>Expressive Art & Design Area.</u></p> <p>Commotion in the Ocean colouring</p> <p>Role play masks</p>	<p><u>Communication Language & Literacy Area.</u></p> <p>Name tracing/writing Number tracing/writing SATPIN activities SATPIN Handwriting sheets-African washing line Letter matching activities Writing board with <i>s a t p I n</i> to copy</p>
	<p><u>Understanding the World</u></p> <p>Go for a walk and look for signs of growth outside. Talk about the changes they can see and observe</p> <p>Habitats – look at the different underwater habitats that the different sea creatures live in.</p>	<p><u>Small World Area</u></p> <p>Sea creatures</p> <p>People and houses</p>	<p><u>Outdoor Area</u></p> <p>Bikes, trikes, chalk, building using bricks, tyres and crates. Chalk on the ground-write satpin Large foam bricks and crates. Large wooden bricks. Sand play</p> <p>Sports Day Practice</p>
	<p><u>PSED</u></p> <p>Selection of pretend food in the role-play to promote discussions Pictures of healthy/not so healthy foods to promote discussions (Teachers to find more).Children to sort them accordingly</p>	<p><u>Finger Gym</u></p> <p>Twinkle Twinkle</p> <p>Under the Sea</p> 	<p><u>Role Play Area</u></p> <p>House-how do we set table?</p>  <p>the dinner</p>



Communicating with school

If you have any queries, please contact the school office. office@olc.solihull.sch.uk

