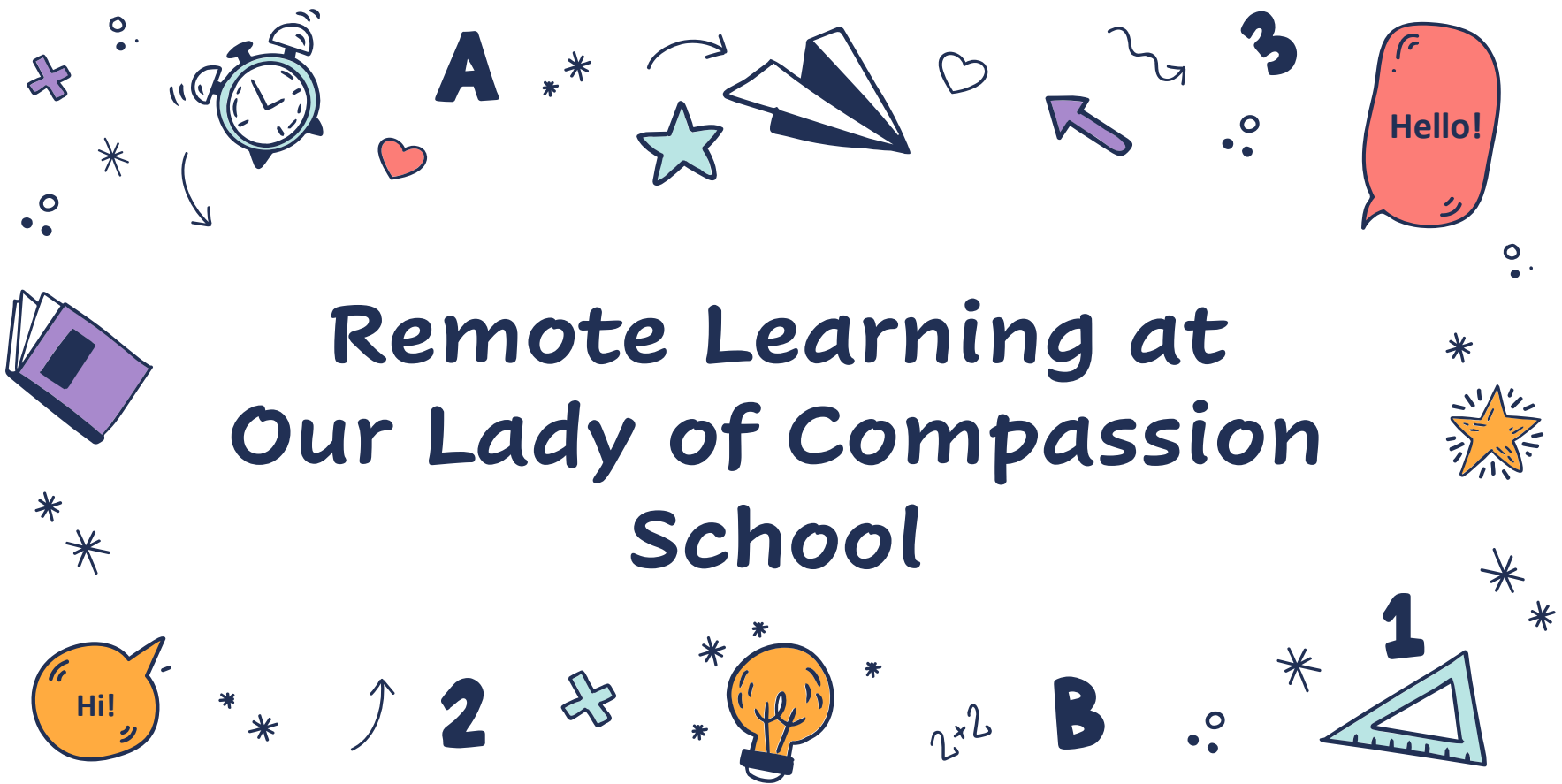


Remote Learning at Our Lady of Compassion School






“

Worry is a conversation you have with yourself about things you cannot change.

Prayer is a conversation you have with God about things he can change.

”





Aims and Expectations of our Remote Learning:

The effectiveness of remote teaching is determined by many of the same features that determine the effectiveness of live classroom teaching.

Effectiveness of Live Classroom Teaching

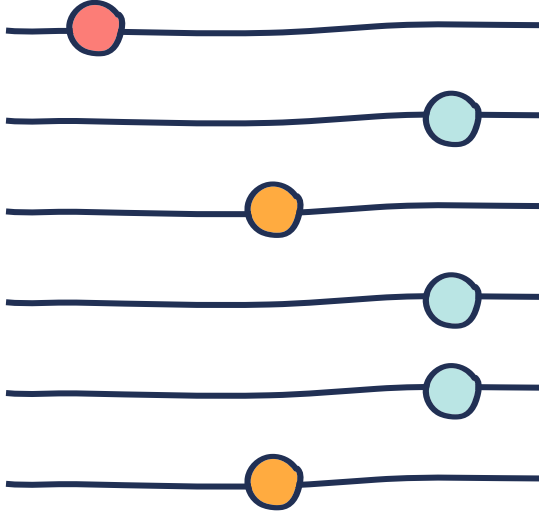


- ❖ Ensuring that the children have the opportunity for clear explanations in the learning that they are working at.
- ❖ Ensuring that the children are supported as they grow in confidence with their new learning which builds on what they already know.
- ❖ Ensuring that the children have the opportunity to apply their new knowledge or skills and practise what they have learnt so that this is embedded in their long-term memory.
- ❖ Ensuring that the children have the opportunity to receive feedback on their work which enables them to identify their next steps and make progress.





Different Scenarios for Remote Learning



- ❖ Scenario 1 – An individual child is poorly due to an illness not related to Covid-19.
- ❖ Scenario 2 – An individual child is self-isolating due to coming into contact with a positive case of Covid-19.
- ❖ Scenario 3 – The whole class is self-isolating due to a confirmed case of Covid-19.
- ❖ Scenario 4 – School is closed to the majority of children due to increasing rates of infection resulting in lockdown; school is only open to children on Critical Workers and vulnerable children.





OLC's Remote Learning Process

Our remote learning process is based on the following three areas:



Virtual learning sessions

- providing opportunities for clear explanations of learning.



OLC Rainbow Plans

- providing sequenced learning and opportunities for the children to practise and apply their new learning.



Class emails

- providing opportunities for the class teacher to provide feedback to the children on work shared.





B



3



Virtual Learning Sessions:

2

- ❖ Virtual learning sessions will take place in the case of a whole class isolating or in the situation where the school is closed to the majority of children, that is, it is only open to children of Critical Workers or vulnerable children.
- ❖ In such situations, the children will have the opportunity to participate in two virtual sessions daily – one morning session and one afternoon session.
- ❖ The morning session will be based on maths knowledge and skills; the afternoon session will have an English focus.
- ❖ The sessions will range from 20mins to 40mins dependent on year group; the sessions for children in FS1 and FS2 will be shorter than the sessions for children in KS1 and for children in KS2.
- ❖ The sessions will aim to address misconceptions from previous learning and introduce the learning of the day.



A



2×2



1





OLC Rainbow Plans:

- ❖ When individual children are asked to self-isolate due to coming in contact with a positive case, or in the eventuality of testing positive but are asymptomatic, they are expected to continue with their learning journey at home.
- ❖ To facilitate this, every week, the OLC Rainbow Plan for every class is uploaded onto the website.
- ❖ These plans give an overview of the children's learning for the week.
- ❖ The resources are uploaded too to enable the children to access their learning at home.
- ❖ The OLC Rainbow Plans can be accessed following this link:
<https://www.olc.solihull.sch.uk/olc-rainbow-curriculum-phase-3/>



Class Emails:

- ❖ Children who are in self-isolation and therefore learning at home are expected to send their work in to their teacher for feedback.
- ❖ This allows the children to know what they are doing well and what they need to focus on to do even better, therefore ensuring that the children continue to learn and progress.
- ❖ Every class has its own email address; the children are expected to send the work to their teacher using the class email.
- ❖ Children in KS2 have the opportunity to submit their work using Microsoft Teams.
- ❖ KS2 also have the opportunity of asking for clarification on work from their friends and teachers through the use of the 'Posts' area in Microsoft Teams.

Timeline for Process

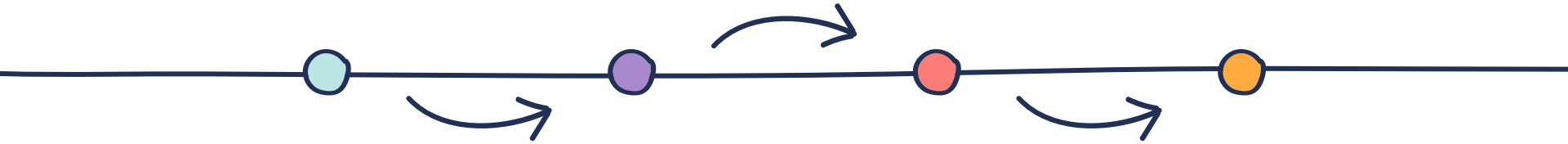


Day 1

Initial contact with children by class teacher. This will be through a letter or a virtual session.

Day 3

Virtual learning sessions start on Day 3. This will consist of 2 sessions daily, one morning session and one afternoon session.




Day 2

Detailed information is sent out to parents including an agreement with expectations which the children will need to abide by.

Additional Activities

Additional opportunities are organised for the children, eg Assemblies, Show and Tell, wellbeing activities...





Day 1

- ❖ On the first day of the children's isolation period (or when the school is closed for the majority of the children), the class teacher makes contact with the children to reassure them and to let them know where to access their remote learning which starts from Day 1 of the children's self-isolation.
- ❖ For children in Foundation Stage and children in Key Stage 1, this contact will be through a short virtual session organised by the class teachers.
- ❖ Children in KS2 will receive a letter from their class teacher, letting them know what will happen next and where they need to go to access their learning.

Day 2



Detailed information is sent out to parents, including an agreement for them to talk through with the children, setting out OLC's expectations for remote learning, as follows:

- ❖ I will attend all virtual learning sessions.
- ❖ I will make sure that I am on time for my virtual learning.
- ❖ I will make sure that I have all the equipment that I need for my learning.
- ❖ I will try my best to participate in the learning.
- ❖ I will always try my best to complete my work.
- ❖ I will send my work to my teacher so that they can let me know how I am doing.
- ❖ I will let my teacher know how I am getting on with my work and how I am feeling.
- ❖ I will not record any of the virtual learning sessions.

Day 3

- ❖ Virtual learning sessions start on Day 3; the 2 sessions daily will be as follows:
 - ✓ FS/KS1 – maths morning sessions; English & Phonics afternoon session
 - ✓ KS2 – maths morning session; English afternoon session
- ❖ The children also work on the further learning included in the OLC Rainbow Plan (eg, RE, science, theme...).
- ❖ Several factors are taken into consideration when virtual sessions are planned:
 - ✓ Where multiple classes are off school at the same time, sessions are held at different times since siblings may need to share a device.
 - ✓ Where families do not have access to a device to enable access to virtual learning, school will endeavour to loan them one.



Additional Activities

Within our remote learning curriculum, we ensure that the children's wellbeing is a major focus in the activities that are organised. This can take different forms such as:

- ❖ Opportunities for the children to engage between themselves,
- ❖ Fun Activities
- ❖ Assemblies





Additional Information:

- ❖ Zoom is used as our online learning platform - this is to enable the teacher to view and engage with the whole class at any one time.
- ❖ The links for the Zoom learning sessions [KS2] are shared with the children through their emails – that is, they are posted on the Class Team.
- ❖ The links for the Zoom learning sessions [KS1 / FS] are shared with the children through the School App.



Additional Information:

- ❖ The children and the class teacher [KS2] use the 'Posts' area on their Class Teams to communicate – the children are able to ask for further information or to discuss between them what they are learning; the class teacher is able to provide general feedback where necessary.
- ❖ Further activities for the children are set up on Teams where the children can access them easily; they may even choose to submit their work through Teams.
- ❖ Further resources can also be accessed in the 'Files' area on the Class Teams.



Additional Information:

2

- ❖ The class email [whole school] is used for the children to share their work with the class teacher.
- ❖ Children in KS1 are expected to send their work for feedback; parents of children in FS are expected to send in samples of work and/or photos of the children involved in the activities.
- ❖ Children in KS2 can choose their class email to submit their work for feedback; they may also choose to send their work through their class Teams.

A

1



B



3



Additional Information:

2

- ❖ Where a child is struggling to access the work, the class teachers are always happy to help with any difficulties that the children are encountering.
- ❖ In case of further difficulties, parents should contact the school SENCo (Miss Whitehead) for advice and further support.
- ❖ The teachers will keep an attendance register for the remote learning sessions; this is to ensure that we are able to support any children who are having difficulty accessing their learning and to keep the children safe.



A



2×2

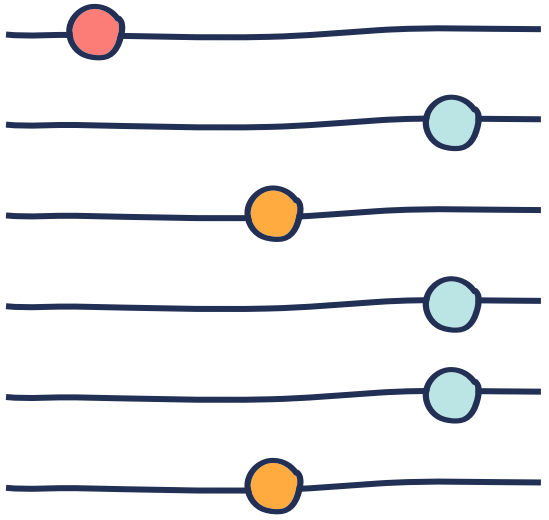


1






Sample of Day Timetable Shared with Children:

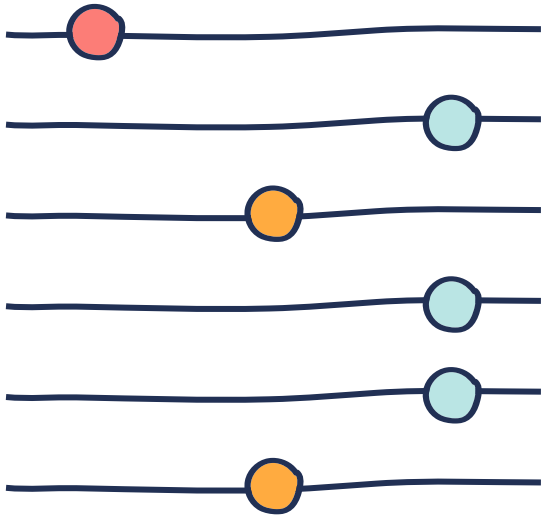


MORNING	
9.00am – 10.30am	The children start working on the learning provided on their OLC Rainbow Plan.
10.45am – 11.15am	<ul style="list-style-type: none">• The children will log on to virtual learning with the class teacher using Zoom as the virtual platform – the class teacher will send out the link to the children’s school email (see below for details on how to log on).• The class teacher will address misconceptions and go through the maths learning for the day, sharing an example with the children.• The class teacher will set the expectations for the children to continue on their learning for the day.• Recording of the session is prohibited.
11.15am – 12.30pm	<ul style="list-style-type: none">• The children will complete their maths work and have a go at further learning on their OLC Rainbow Plan.• The children are encouraged to email their work to their teacher for feedback.






Sample of Day Timetable Shared with Children:



AFTERNOON	
1.00pm – 1.30pm	<ul style="list-style-type: none">The children will log on to virtual learning with the class teacher using Zoom as the virtual platform.The class teacher will go through the English learning for the day, modelling an example for the children.The class teacher will set the expectations for the children's learning before the children set off on their English work.Recording of the session is prohibited.
1.30pm-3.30pm	<ul style="list-style-type: none">The children complete their English work and continue working on the learning provided on their OLC Rainbow Plan.The children are encouraged to email their work to their teacher for feedback.
Additional activities	<ul style="list-style-type: none">The children should maintain their daily reading on 'Bug Club' and their times tables practice on 'Times Table Rock Stars'. They are also able to have a go at the maths activities set on MyMaths and the activities set on Spag.com.





Hello from all the Staff at OLC! 😊



Dear children,

Thank you for participating and engaging so well with your virtual learning sessions. The teachers are busily preparing lovely activities for you to do and giving you feedback for the work that you are sending them. Keep working hard dear children – we miss you greatly but we are all so, so proud of you!

We look forward to seeing you back in school very, very soon.

